



KHALSA COLLEGE

GARHDIWALA-HOSHIARPUR

Affiliated to Panjab University, Chandigarh
Re-Accredited with 'A' Grade by NAAC

Student Satisfaction Survey Analysis (2022-23)

The student satisfaction survey regarding teaching learning process was carried out by IQAC cell of the college. A questionnaire was given to students. The responses received from students were analyzed and that analysis is presented below:

1. How much of the syllabus was covered in the class?

4– 85 to 100%

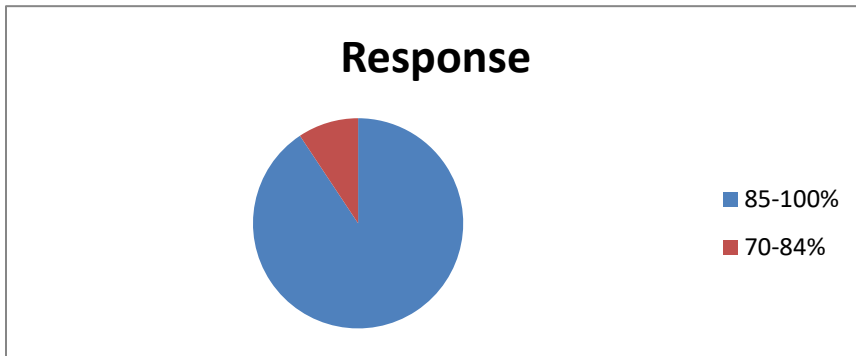
3 – 70 to 84%

2 – 55 to 69%

1– 30 to 54%

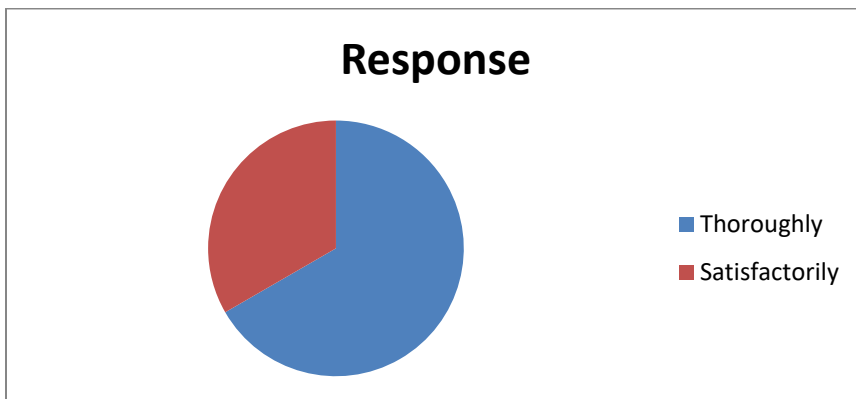
0 –Below 30%

Response	Frequency	percentage
85 to 100%	68	90.67%
70 to 84%	7	9.33%
Total	75	100%



2. How well did the teachers prepare for the classes?
- 4 –Thoroughly
 - 3 – Satisfactorily
 - 2 – Poorly
 - 1 – Indifferently
 - 0 – Won't teach at all

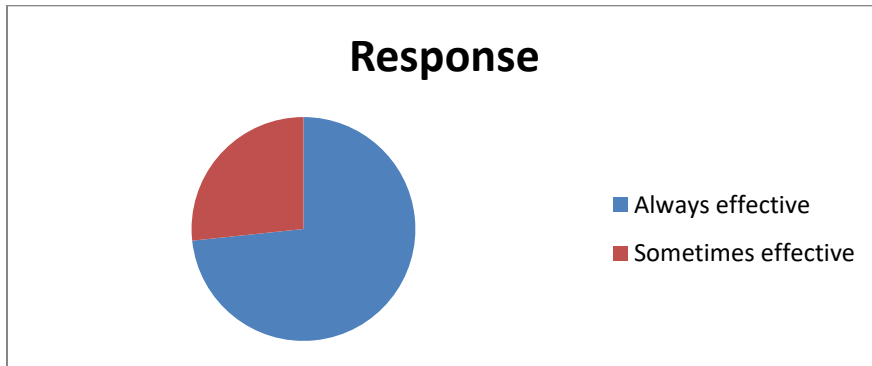
Response	Frequency	percentage
Thoroughly	50	66.67
Satisfactorily	25	33.33
Total	75	100



3. How well were the teachers able to communicate?

- 4 – Always effective
- 3 – Sometimes effective
- 2 – Just satisfactorily
- 1– Generally ineffective
- 0– Very poor communication

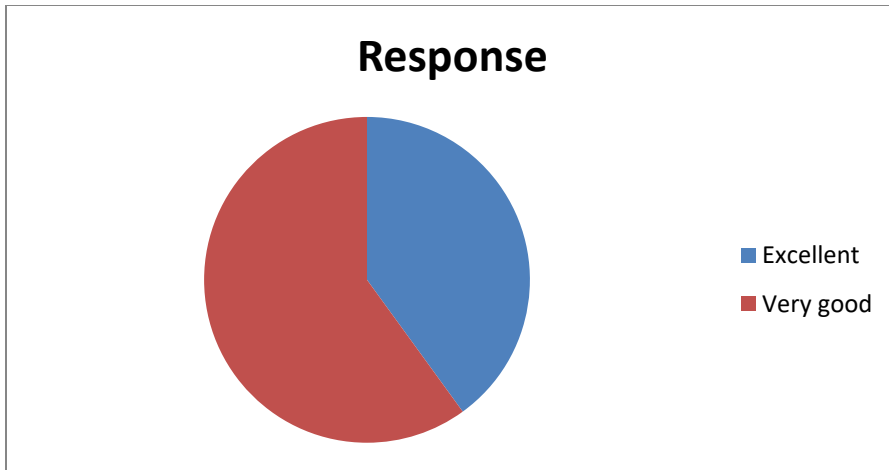
Response	Frequency	percentage
Always effective	55	73.33
Sometimes effective	20	26.67
Total	75	100



4. The teacher's approach to teaching can best be described as

- 4– Excellent
- 3 – Very good
- 2 – Good
- 1 – Fair
- 0– Poor

Response	Frequency	percentage
Excellent	30	40
Very good	45	60
Total	75	100



5. Fairness of the internal evaluation process by the teachers.

4 – Always fair

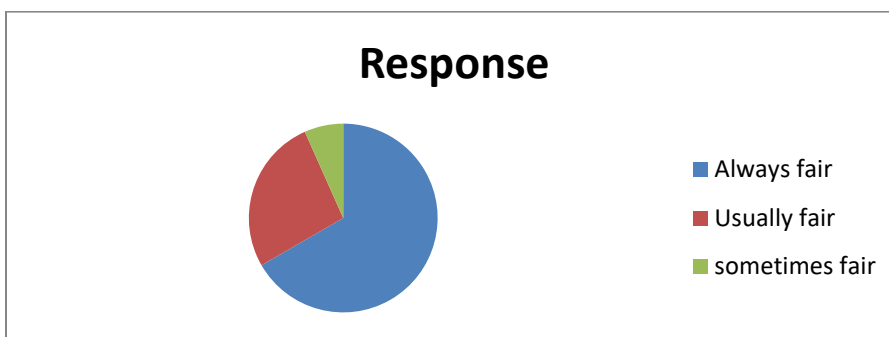
3 – Usually fair

2 – Sometimes unfair

1 – Usually unfair

0– Unfair

Response	Frequency	percentage
Always fair	50	66.67
Usually fair	20	26.67
Sometimes unfair	5	6.66
total	75	100



6. Was your performance in assignments discussed with you?

4 – Every time

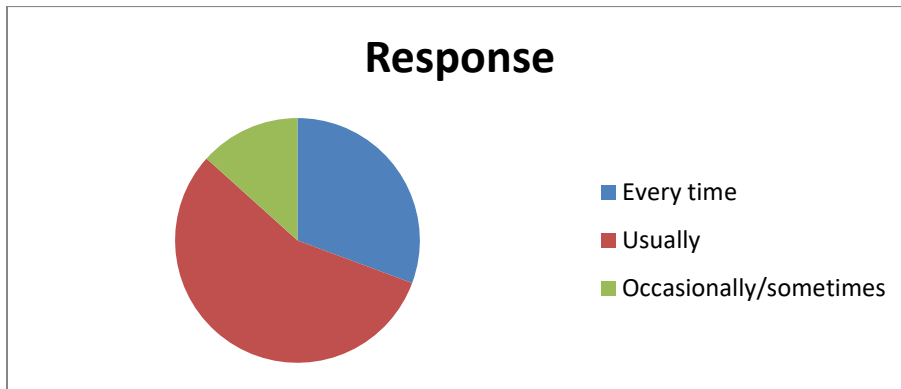
3 – Usually

2 – Occasionally/Sometimes

1 – Rarely

0– Never

Response	Frequency	percentage
Every time	23	30.67
Usually	42	56
Occasionally/Sometimes	10	13.33
Total	75	100



7. The institute takes active interest in promoting internship, student exchange, field visits opportunities for students.

4 – Regularly

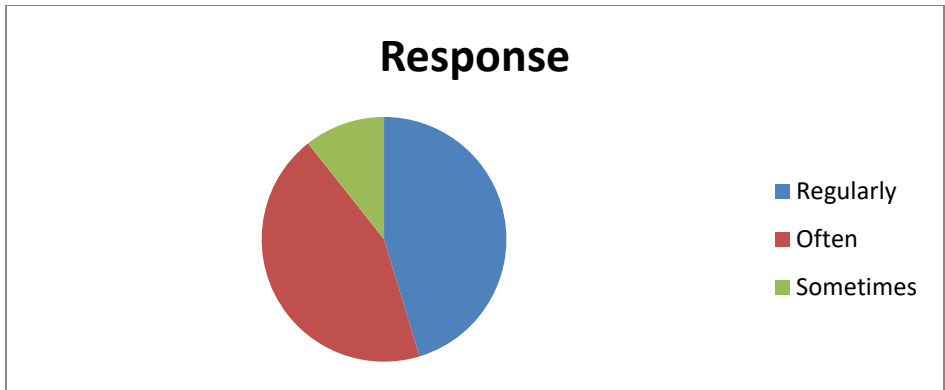
3 – Often

2 – Sometimes

1 – Rarely

0– Never

Response	Frequency	percentage
Regularly	34	45.33
Often	33	44
Sometimes	8	10.67
Total	75	100



8. The teaching and mentoring process in your institution facilitates you in cognitive, social and emotional growth.

4 – Significantly

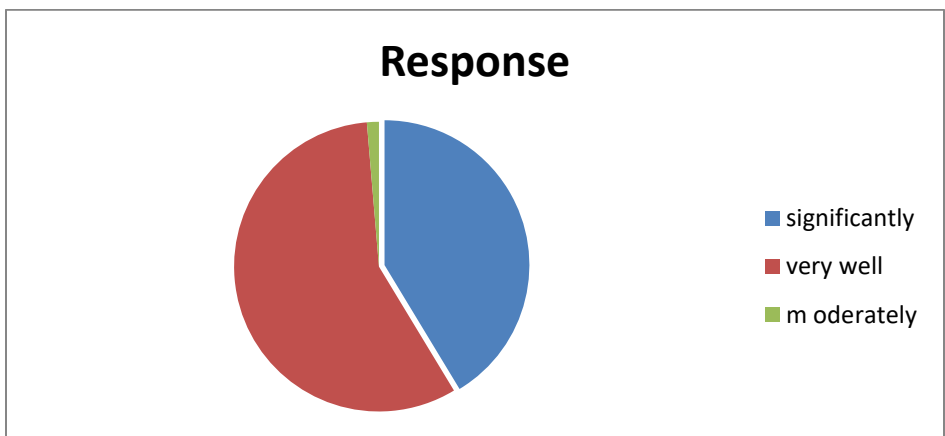
3 – Very well

2 – Moderately

1 – Marginally

0– Not at all

Response	Frequency	percentage
Significantly	31	41.33
Very well	43	57.33
Moderately	1	1.34
Total	75	100

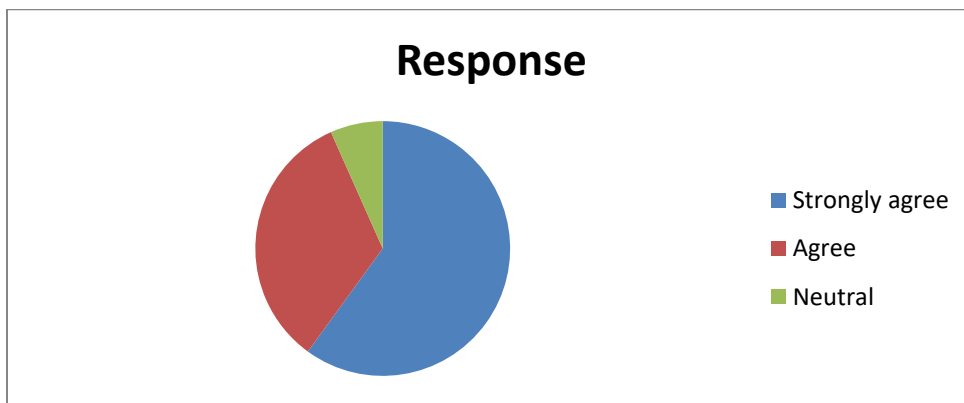


9. The institution provides multiple opportunities to learn and grow.

4 – Strongly agree

- 3 – Agree
- 2 – Neutral
- 1 – Disagree
- 0– Strongly disagree

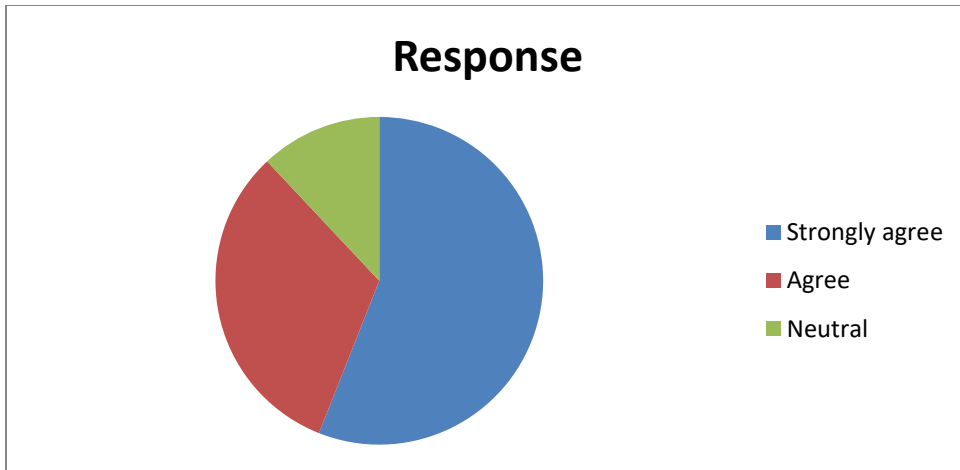
Response	Frequency	percentage
Strongly agree	45	60
Agree	25	33.33
Neutral	5	6.67
Total	75	100



10. Teachers inform you about your expected competencies, course outcomes and programme outcomes

- 4 – Strongly agree
- 3 – Agree
- 2 – Neutral
- 1 – Disagree
- 0– Strongly disagree

Response	Frequency	percentage
Strongly agree	42	56
Agree	24	32
Neutral	9	12
Total	75	100



11. Your mentor does a necessary follow-up with an assigned task to you.

4 – Every time

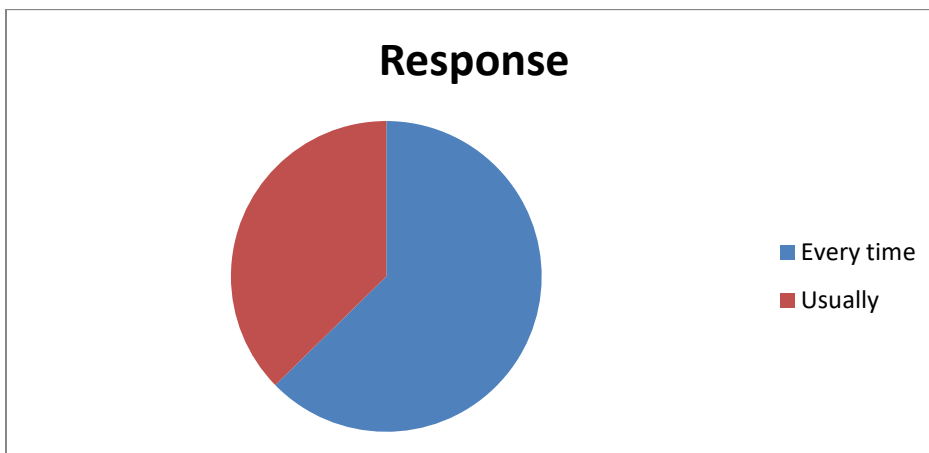
3 – Usually

2 – Occasionally/Sometimes

1 – Rarely

0 – I don't have a mentor

Response	Frequency	percentage
Every time	47	62.67
Usually	28	37.33
Total	75	100



12. The teachers illustrate the concepts through examples and applications.

4 – Every time

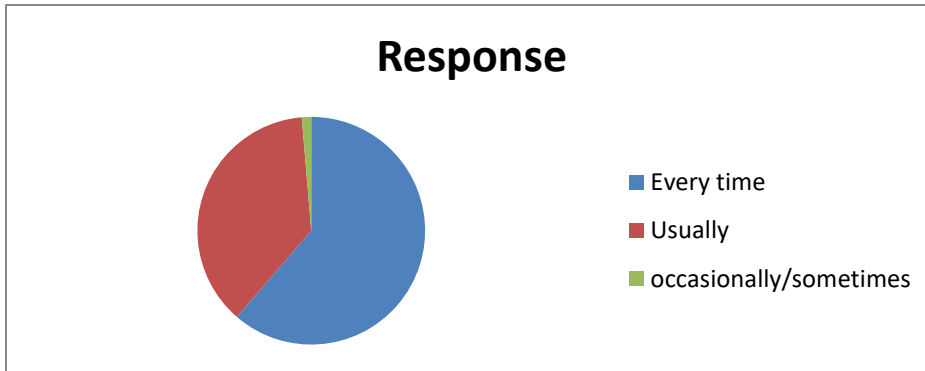
3 – Usually

2 – Occasionally/ sometimes

1– Rarely

0 – Never

Response	Frequency	percentage
Every time	46	61.34
Usually	28	37.33
Occasionally/ sometimes	1	1.33
Total	75	100



13. The teachers identify your strengths and encourage you with providing right level of challenges.

4 – Fully

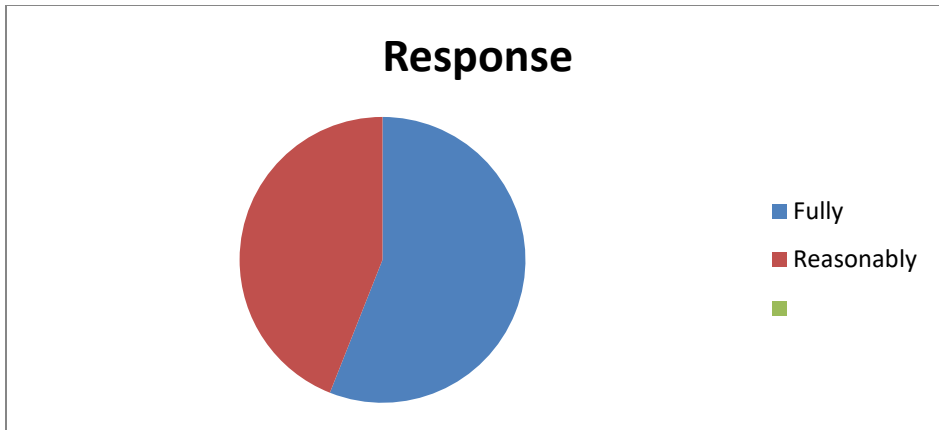
3 – Reasonably

2 – Partially

1 – Slightly

0– Unable to

Response	Frequency	percentage
Fully	42	56
Reasonably	33	44
Total	75	100



14. Teachers are able to identify your weaknesses and help you to overcome them.

4 – Every time

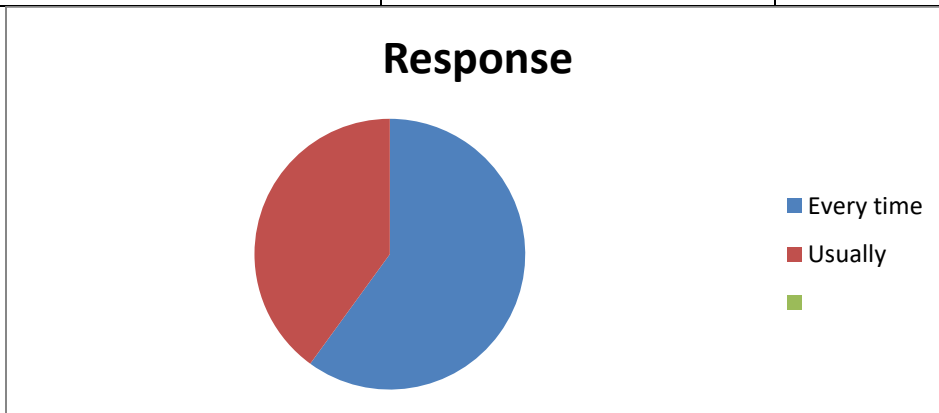
3 – Usually

2 – Occasionally/Sometimes

1 – Rarely

0 – Never

Response	Frequency	percentage
Fully	45	60
Reasonably	30	40
Total	75	100



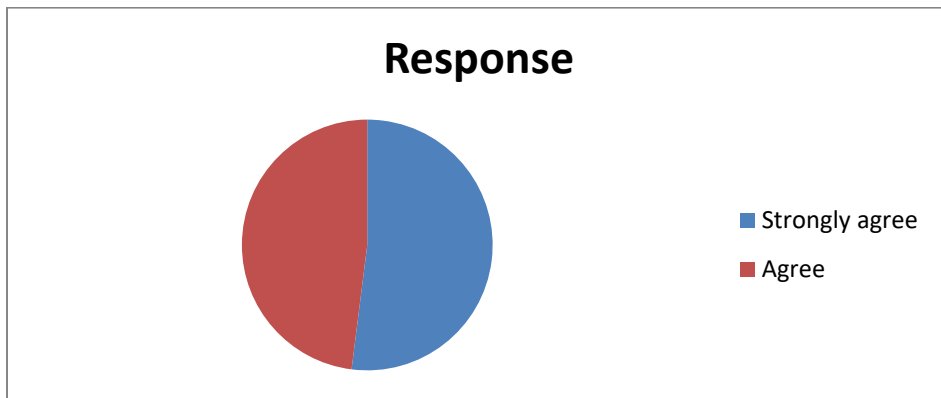
15. The institution makes effort to engage students in the monitoring, review and continuous quality improvement of the teaching learning process.

4 – Strongly agree

3 – Agree

- 2 – Neutral
- 1 – Disagree
- 0 – Strongly disagree

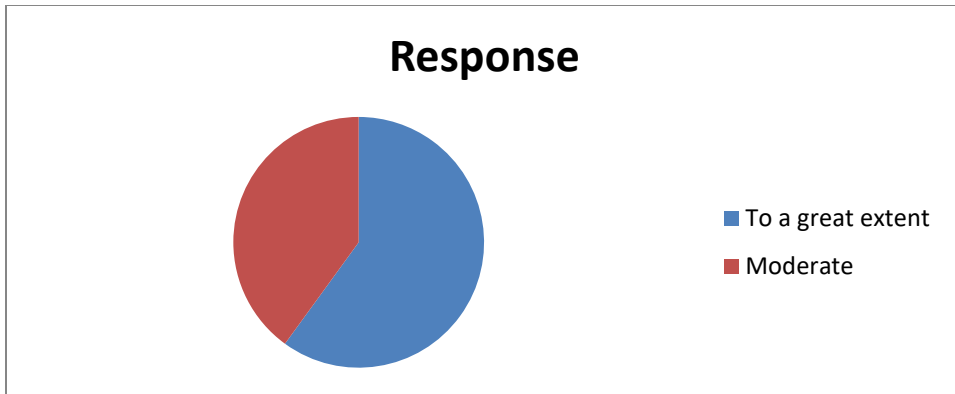
Response	Frequency	percentage
Strongly agree	39	52
Agree	36	48
Total	75	100



16. The institute/ teachers use student centric methods, such as experiential learning, participative learning and problem solving methodologies for enhancing learning experiences.

- 4 – To a great extent
- 3 – Moderate
- 2 – Some what
- 1 – Very little
- 0 – Not at all

Response	Frequency	percentage
To a great extent	45	60
Moderate	30	40
Total	75	100



17. Teachers encourage you to participate in extracurricular activities.

4 – Strongly agree

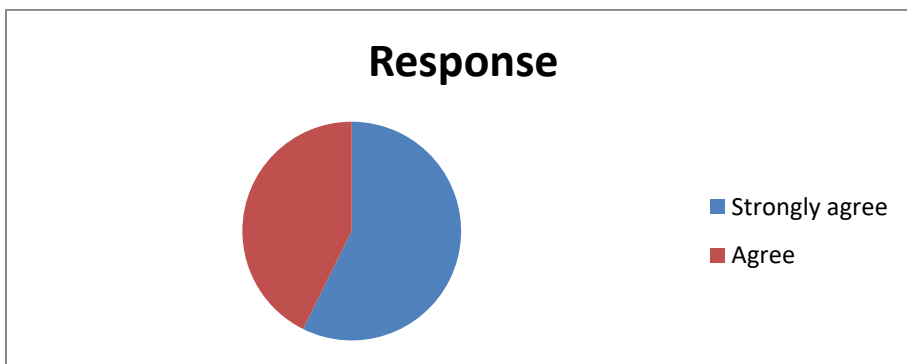
3 – Agree

2– Neutral

1 – Disagree

0 – Strongly disagree

Response	Frequency	percentage
Strongly agree	43	57.33
Agree	32	42.67
Total	75	100



18. Efforts are made by the institute/ teachers to inculcate soft skills, life skills and employability skills to make you ready for the world of work.

4 – To a great extent

3 – Moderate

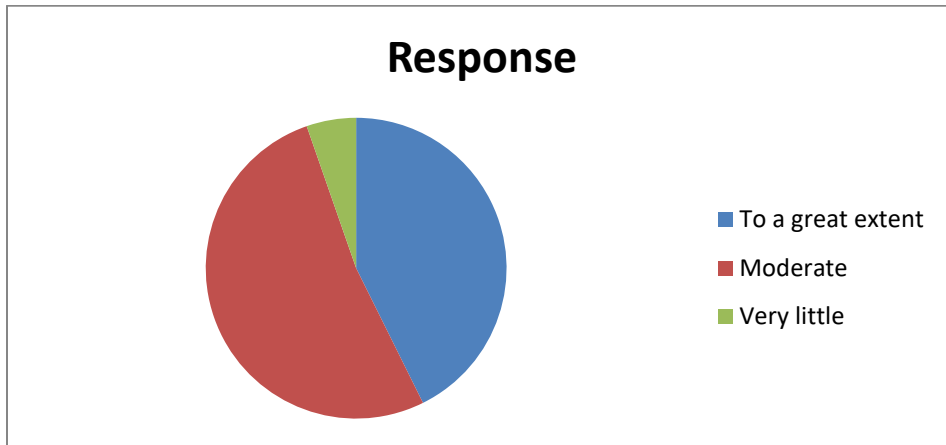
2 – Some what

1 – Very little

0 – Not at all

Response	Frequency	percentage
To a great extent	32	42.67

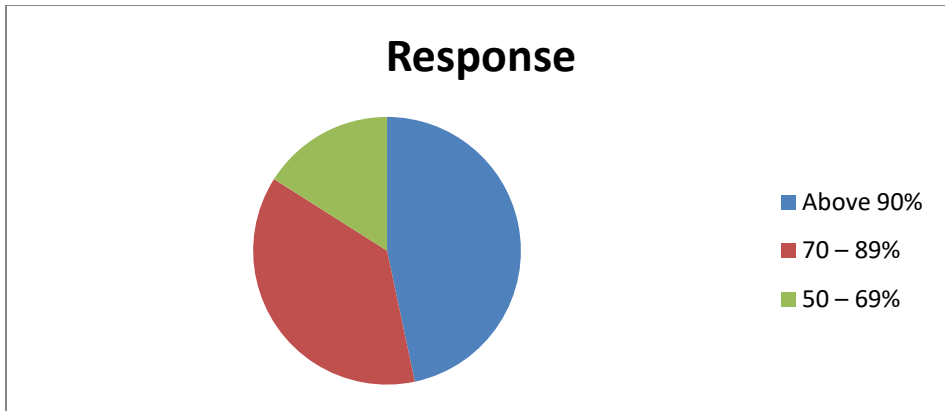
Moderate	39	52
Some what	4	5.33
Total	75	100



19. What percentage of teachers use ICT tools such as LCD projector, Multimedia, etc. while teaching.

- 4 – Above 90%
- 3 – 70 – 89%
- 2 – 50 – 69%
- 1 – 30 – 49%
- 0 – Below 29%

Response	Frequency	percentage
Above 90%	35	46.67
70 – 89%	28	37.33
50 – 69%	12	16
Total	75	100



20. The overall quality of teaching-learning process in your institute is very good.

4 –Strongly agree

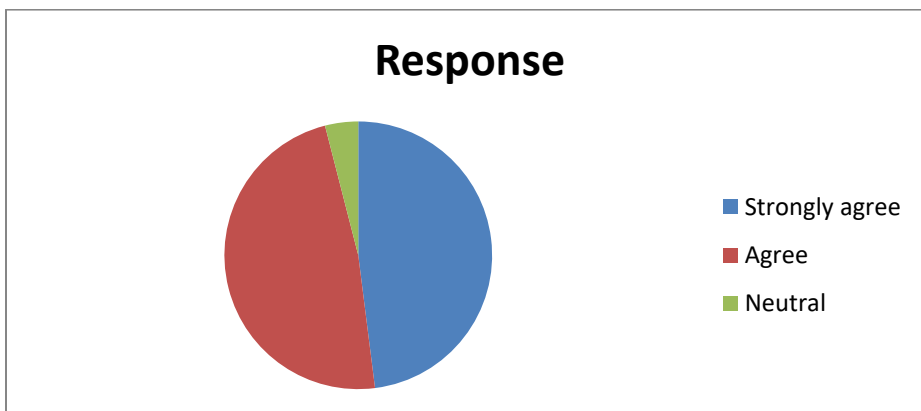
3 – Agree

2 – Neutral

1 – Disagree

0 – Strongly disagree

Response	Frequency	percentage
Strongly agree	36	48
Agree	36	48
Neutral	3	4
Total	75	100



21. Give three observation / suggestions to improve the overall teaching – learning experience in your institution.

1. The more emphasis must be given to the technical skills of students.
2. Career guidance and soft skill Development programs must be organized.
3. Activities related to students support and progression must be inculcated.
4. Placements and counseling should be provided by the college.
5. Short term certificate courses should be introduced.
6. Lab equipments must be enhanced to promote practical knowledge.
7. Cultural and extra-curricular activities must be promoted.
8. More of the industrial/ field visits were conducted.



Principal
KHALSA COLLEGE
Garhdiwala (Hsp.)